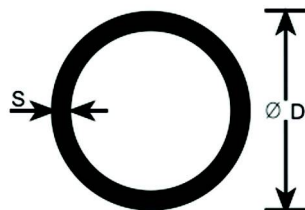


# TUBOLARI






## TUBI SALDATI TONDI



Ø D	Spessore										
	1,5	2	2,5	3	4	5	6	7	8	9	10
	Peso kg/m										
12	0,39	-	-	-	-	-	-	-	-	-	-
14	0,46	-	-	-	-	-	-	-	-	-	-
16	0,54	0,69	-	-	-	-	-	-	-	-	-
18	0,61	0,79	-	-	-	-	-	-	-	-	-
19	0,65	0,84	-	-	-	-	-	-	-	-	-
20	0,68	0,89	-	-	-	-	-	-	-	-	-
22	0,76	0,99	-	-	-	-	-	-	-	-	-
25	0,87	1,13	1,39	1,63	-	-	-	-	-	-	-
28	0,98	1,28	1,57	1,85	-	-	-	-	-	-	-
30	1,05	1,38	1,70	2,00	-	-	-	-	-	-	-
32	1,13	1,48	1,82	2,15	-	-	-	-	-	-	-
35	1,24	1,63	2,00	2,37	-	-	-	-	-	-	-
38	1,35	1,78	2,19	2,59	3,35	-	-	-	-	-	-
40	1,42	1,87	2,31	2,74	3,55	-	-	-	-	-	-
42	1,49	1,97	2,43	2,88	3,75	-	-	-	-	-	-
45	1,61	2,12	2,62	3,11	4,04	-	-	-	-	-	-
48	1,72	2,27	2,80	3,33	4,34	5,34	-	-	-	-	-
50	1,79	2,37	2,93	3,48	4,54	-	-	-	-	-	-
52	1,87	2,47	3,05	3,63	4,74	-	-	-	-	-	-
55	1,98	2,61	3,24	3,85	5,03	-	-	-	-	-	-
57	2,05	2,71	3,36	4,00	5,23	-	-	-	-	-	-
60	2,16	2,86	3,56	4,21	5,52	6,78	-	-	-	-	-
62	2,24	2,96	3,67	4,37	5,72	7,03	-	-	-	-	-
63	2,27	3,01	3,73	4,44	5,82	7,17	-	-	-	-	-
65	2,35	3,11	3,85	4,59	6,02	7,40	-	-	-	-	-
70	2,53	3,35	4,16	4,96	6,51	8,01	-	-	-	-	-
76	2,76	3,65	4,54	5,41	7,11	8,77	10,37	-	-	-	-
80	2,90	3,85	4,78	5,70	7,50	9,25	10,95	-	-	-	-
83	3,01	4,00	4,96	5,92	7,80	9,62	11,40	-	-	-	-
89	3,23	4,29	5,33	6,36	8,38	10,35	12,27	14,14	15,96	-	-
96	-	4,64	5,76	6,88	9,08	11,22	13,32	15,36	-	-	-
102	-	4,93	6,13	7,32	9,67	11,96	14,21	16,40	18,47	-	-
108	-	5,23	6,50	7,77	10,26	12,70	15,09	17,44	-	-	-
114	-	5,52	6,87	8,21	10,90	13,44	15,99	18,48	20,97	23,37	25,72
121	-	5,87	7,31	8,73	11,45	14,31	17,02	19,69	-	-	-
127	-	6,17	7,68	9,17	12,13	15,04	17,90	20,72	23,48	26,19	28,85
133	-	-	8,05	9,62	12,73	15,78	18,83	21,76	-	-	-
139	-	-	8,42	10,06	13,32	16,53	19,69	22,80	25,98	29,01	31,99
152	-	-	9,22	11,05	14,64	18,18	21,66	25,10	28,49	31,83	35,12
159	-	-	-	11,54	15,69	18,99	22,64	26,24	29,79	33,29	36,75
168,3	-	-	10,23	12,23	16,21	20,14	24,02	27,85	31,63	35,36	39,04
177,8	-	-	-	12,93	17,14	21,31	25,42	29,49	35,50	37,47	41,38
193,7	-	-	-	14,11	18,71	23,27	27,77	32,23	36,64	40,99	45,30
219,1	-	-	-	15,99	21,22	26,40	31,53	36,61	41,65	46,63	51,57
244,5	-	-	-	-	23,72	29,53	35,29	41,00	46,66	52,27	57,83
273,0	-	-	-	-	26,54	33,05	39,51	45,92	52,28	58,60	64,86
323,9	-	-	-	-	31,56	39,32	47,04	54,71	62,32	69,89	77,41
339,7	-	-	-	-	-	41,27	49,38	57,43	65,44	73,40	81,31
355,6	-	-	-	-	-	43,23	51,73	60,18	68,58	76,93	85,23
406,4	-	-	-	-	-	49,50	59,25	68,95	78,60	88,20	97,76
457,2	-	-	-	-	-	-	66,76	77,72	88,62	99,48	110,29
508,0	-	-	-	-	-	-	74,28	86,49	98,65	110,75	122,81

da nastro laminato a caldo UNI 7811

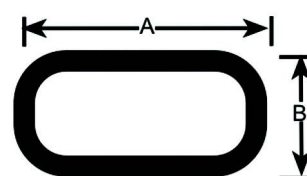


# PRODOTTI SIDERURGICI

## Tubi Saldati

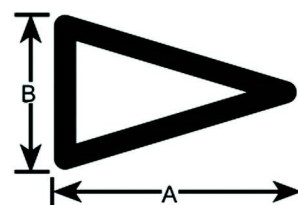
AxB	30x15	36x18	40x20	50x25	60x30	31x16	45x20	50x10	60x20	80x45
1,5	0,86	1,05	1,12	1,50	1,87	0,90	1,32	1,29	1,63	-
2	1,13	1,38	1,47	1,95	2,47	1,90	-	-	2,16	-
3	-	-	-	2,86	3,63	-	-	-	-	-
4	-	-	-	-	-	-	-	-	-	6,68

### TUBOLARI A SEZIONI VARIE



Ovale

AxB	30x15	40x22	60x38	60x55
1,5	0,86	1,24	-	-
2	1,13	1,63	-	-
3	-	-	3,73	4,29

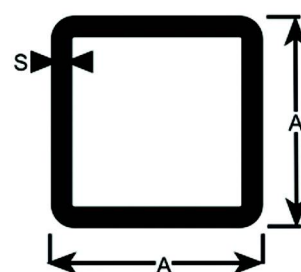



Triangolo

Dimen. A x A mm	Spessore mm									
	1,5	2	3	4	5	6	7	8	9	10
	Peso kg/m									
10 x 10	0,40	-	-	-	-	-	-	-	-	-
12 x 12	0,50	-	-	-	-	-	-	-	-	-
15 x 15	0,64	0,88	-	-	-	-	-	-	-	-
20 x 20	0,87	1,13	1,60	-	-	-	-	-	-	-
22 x 22	0,98	1,28	1,85	-	-	-	-	-	-	-
25 x 25	1,11	1,44	2,07	-	-	-	-	-	-	-
30 x 30	1,34	1,76	2,54	3,27	-	-	-	-	-	-
35 x 35	1,58	2,07	3,01	4,04	-	-	-	-	-	-
40 x 40	1,81	2,39	3,48	4,09	4,83	-	-	-	-	-
45 x 45	2,05	2,70	3,96	4,72	5,61	-	-	-	-	-
50 x 50	2,28	3,01	4,43	5,83	6,40	-	-	-	-	-
60 x 60	2,75	3,64	5,37	7,03	7,97	10,34	-	-	-	-
70 x 70	3,23	4,27	6,31	8,33	9,54	11,10	12,53	-	-	-
80 x 80	-	4,90	7,25	9,55	11,11	12,99	14,72	16,36	-	-
90 x 90	-	5,50	8,20	10,80	12,68	14,87	16,92	-	-	-
100 x 100	-	6,15	9,14	12,06	14,26	16,76	19,12	21,39	22,99	24,89
110 x 110	-	-	9,84	12,89	15,83	18,64	21,32	23,90	25,81	28,03
120 x 120	-	-	11,00	14,54	17,40	20,53	23,52	26,41	28,64	31,17
140 x 140	-	-	12,72	16,76	20,52	24,98	27,91	31,43	34,29	37,45
150 x 150	-	-	13,86	18,35	22,11	26,19	30,11	33,95	37,12	40,59
160 x 160	-	-	14,61	19,27	23,66	28,04	32,31	36,46	39,94	43,73
175 x 175	-	-	16,00	21,22	26,04	30,90	35,61	40,23	44,18	48,44
180 x 180	-	-	-	21,78	26,80	31,81	36,70	41,48	45,60	50,01
200 x 200	-	-	-	24,29	29,94	35,58	41,10	46,51	51,25	56,29
220 x 220	-	-	20,06	26,81	33,12	39,39	45,50	51,53	56,90	62,57
250 x 250	-	-	-	30,57	37,79	45,00	52,09	59,07	65,38	71,99
260 x 260	-	-	-	31,76	39,41	46,94	54,29	61,58	68,20	75,13
300 x 300	-	-	-	-	45,64	54,42	63,08	71,63	79,51	87,69
325 x 325	-	-	-	-	49,57	59,13	68,58	77,91	86,57	95,54

da nastro laminato a caldo

### TUBI SALDATI QUADRI



TUBI SALDATI  
PER CARPENTERIA


\* spessore per impieghi più correnti.  
I tubi possono tuttavia essere forniti  
anche con spessore diverso.

DN	Ø D	Spessore* mm	Peso kg/m
3/8"	16,75	1,8	0,66
1/2"	21,25	2,2	1,03
3/4"	26,75	2,5	1,50
1"	33,5	2,65	2,02
1" 1/4	42,4	3	2,91
1" 1/2	48,3	3	3,35
2"	60,3	3	4,24
2" 1/2	76,1	3	5,41
3"	88,9	3	6,36
3" 1/2	101,6	3	7,29
4"	114,3	3	8,23
4" 1/2	127	3,7	11,26
5"	139,7	3,7	12,41
5" 1/2	152	4	14,61
6"	168	4	16,18
7" 1/2	193,7	4	18,65
8"	219	5	26,40

TUBI SALDATI  
RETTANGOLARI

Dimen. A x B mm	Spessore mm						
	1,5	2	3	4	5	6	7
	Peso kg/m						
15 x 10	0,52	-	-	-	-	-	-
20 x 10	0,64	0,81	-	-	-	-	-
20 x 15	0,75	0,97	-	-	-	-	-
25 x 10	0,75	0,97	-	-	-	-	-
25 x 15	0,87	1,13	-	-	-	-	-
25 x 20	0,99	1,29	-	-	-	-	-
30 x 10	0,87	1,13	-	-	-	-	-
30 x 15	0,99	1,29	-	-	-	-	-
30 x 20	1,11	1,44	2,07	-	-	-	-
30 x 25	1,22	1,60	2,31	-	-	-	-
35 x 10	0,99	1,29	-	-	-	-	-
35 x 15	1,11	1,44	2,07	-	-	-	-
35 x 20	1,22	1,60	2,31	-	-	-	-
35 x 25	1,34	1,76	2,54	-	-	-	-
40 x 10	1,11	1,44	-	-	-	-	-
40 x 15	1,22	1,60	2,31	-	-	-	-
40 x 20	1,34	1,76	2,54	3,35	-	-	-
40 x 25	1,46	1,91	2,78	3,75	-	-	-
40 x 30	1,58	2,07	3,01	4,04	-	-	-
45 x 10	1,22	1,60	2,31	-	-	-	-
45 x 15	1,34	1,76	2,54	-	-	-	-
45 x 20	1,46	1,91	2,78	3,75	-	-	-
45 x 25	1,58	2,07	3,01	4,04	-	-	-
45 x 30	1,69	2,23	3,25	4,34	-	-	-
50 x 10	1,34	1,76	2,54	-	-	-	-
50 x 15	1,46	1,92	2,78	-	-	-	-
50 x 20	1,58	2,07	3,01	-	-	-	-
50 x 25	1,69	2,23	3,25	4,34	-	-	-
50 x 30	1,81	2,39	3,48	4,52	-	-	-
50 x 40	2,05	2,70	3,95	5,15	-	-	-
60 x 10	1,58	2,07	3,01	-	-	-	-
60 x 15	1,69	2,23	3,25	-	-	-	-
60 x 20	1,81	2,39	3,48	4,63	-	-	-
60 x 25	1,93	2,54	3,74	4,93	-	-	-
60 x 30	2,05	2,70	3,95	5,07	-	-	-
60 x 40	2,28	3,01	4,43	5,35	6,39	-	-
60 x 50	2,52	3,33	4,90	5,98	8,02	-	-
70 x 20	2,05	2,70	3,95	5,23	-	-	-
70 x 25	2,17	2,86	4,19	-	-	-	-
70 x 30	2,28	3,01	4,43	5,35	-	-	-
70 x 40	2,52	3,33	4,90	5,98	8,02	-	-

da nastro laminato a caldo

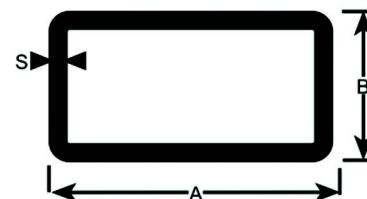


# PRODOTTI SIDERURGICI

## Tubi Saldati

Dimen. A x B mm	Spessore mm									
	1,5	2	3	4	5	6	7	8	9	10
	Peso kg/m									
<b>70 x 50</b>	2,76	3,64	5,37	7,05	7,97	9,21	10,34	-	-	-
<b>80 x 15</b>	2,16	2,86	-	-	-	-	-	-	-	-
<b>80 x 20</b>	2,28	3,01	4,43	-	-	-	-	-	-	-
<b>80 x 30</b>	2,52	3,33	4,90	5,98	-	-	-	-	-	-
<b>80 x 40</b>	2,76	3,64	5,37	7,05	7,97	9,21	10,34	-	-	-
<b>80 x 50</b>	2,99	3,96	5,84	7,66	9,62	-	-	-	-	-
<b>80 x 60</b>	3,23	4,27	6,31	7,86	9,54	11,10	12,54	-	-	-
<b>90 x 30</b>	2,76	3,64	5,37	7,10	-	-	-	-	-	-
<b>90 x 40</b>	2,99	3,96	5,84	7,66	9,62	11,40	-	-	-	-
<b>90 x 50</b>	3,23	4,27	6,31	7,86	10,36	12,28	-	-	-	-
<b>90 x 60</b>	-	4,58	6,78	8,92	11,10	13,17	-	-	-	-
<b>100 x 20</b>	2,76	3,64	5,37	7,10	-	-	-	-	-	-
<b>100 x 30</b>	3,00	3,95	5,84	7,66	-	-	-	-	-	-
<b>100 x 40</b>	3,22	4,27	6,31	7,86	9,54	11,10	12,54	-	-	-
<b>100 x 50</b>	3,46	4,58	6,78	8,92	11,40	12,04	13,64	-	-	-
<b>100 x 60</b>	-	4,90	7,25	9,55	11,77	12,98	14,74	-	-	-
<b>100 x 70</b>	-	5,21	7,72	10,17	12,56	13,93	-	-	-	-
<b>100 x 80</b>	-	5,53	8,19	10,80	13,35	14,87	16,94	-	-	-
<b>110 x 50</b>	-	4,90	7,25	9,55	11,77	12,98	14,74	-	-	-
<b>120 x 30</b>	-	4,59	6,81	9,55	11,77	12,98	14,74	-	-	-
<b>120 x 40</b>	-	4,90	7,25	9,55	11,77	12,98	14,74	-	-	-
<b>120 x 60</b>	-	5,53	8,19	10,80	13,35	14,87	16,94	-	-	-
<b>120 x 80</b>	-	6,15	9,14	12,06	14,91	16,76	19,14	21,39	-	-
<b>120 x 100</b>	-	-	9,90	12,99	15,81	18,62	21,32	-	-	-
<b>130 x 50</b>	-	5,50	8,20	10,80	13,35	14,87	-	-	-	-
<b>130 x 60</b>	-	5,84	8,67	11,43	14,31	17,02	19,60	-	-	-
<b>140 x 40</b>	-	5,53	8,19	10,80	13,35	14,87	-	-	-	-
<b>140 x 50</b>	-	5,84	8,67	11,43	14,31	17,02	19,60	-	-	-
<b>140 x 60</b>	-	6,15	9,14	12,06	14,91	16,76	19,14	-	-	-
<b>140 x 70</b>	-	6,47	9,61	12,27	15,04	17,70	21,76	23,6	-	-
<b>140 x 80</b>	-	-	9,90	12,99	15,81	18,62	21,32	-	-	-
<b>150 x 30</b>	-	5,50	8,20	10,80	13,35	-	-	-	-	-
<b>150 x 40</b>	-	5,87	8,73	12,27	15,04	17,70	-	-	-	-
<b>150 x 50</b>	-	6,16	9,14	12,06	14,91	16,76	19,14	-	-	-
<b>150 x 100</b>	-	-	11,49	15,20	18,84	21,47	24,90	-	-	-
<b>160 x 40</b>	-	6,07	8,96	11,73	14,24	16,74	-	-	-	-
<b>160 x 50</b>	-	-	9,43	12,36	15,03	17,68	-	-	-	-
<b>160 x 60</b>	-	-	9,90	12,99	15,81	18,62	21,32	-	-	-
<b>160 x 80</b>	-	-	11,02	14,57	18,05	20,53	23,80	26,41	-	-
<b>180 x 60</b>	-	-	11,02	14,57	18,05	20,53	23,80	-	-	-
<b>180 x 80</b>	-	-	11,78	15,50	18,95	22,39	25,71	28,92	-	-
<b>200 x 100</b>	-	-	13,85	18,34	22,09	26,19	30,48	33,95	37,12	41,59
<b>250 x 100</b>	-	-	16,02	21,16	26,01	30,90	35,65	40,23	44,18	48,44
<b>250 x 150</b>	-	-	-	24,29	29,94	35,58	41,10	46,51	51,25	56,29
<b>300 x 100</b>	-	-	-	24,29	29,94	35,58	41,10	46,51	-	-
<b>300 x 150</b>	-	-	20,58	27,44	33,90	40,34	46,65	52,79	-	-
<b>300 x 200</b>	-	-	-	30,57	37,79	45,00	52,09	59,07	-	-
<b>400 x 200</b>	-	-	-	-	45,64	54,42	63,08	71,63	-	-
<b>400 x 250</b>	-	-	-	-	49,57	59,13	68,58	77,91	-	-

### TUBI SALDATI RETTANGOLARI



da nastro laminato a caldo



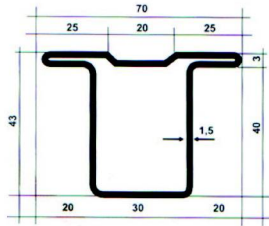




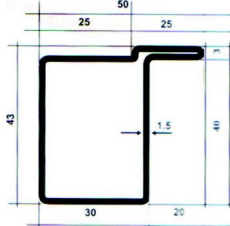
# PRODOTTI SIDERURGICI

## Tubolari per Portoni

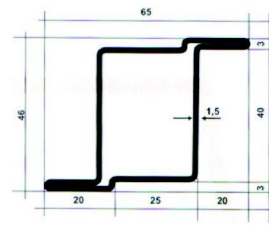
15 A - kg/m 2,04



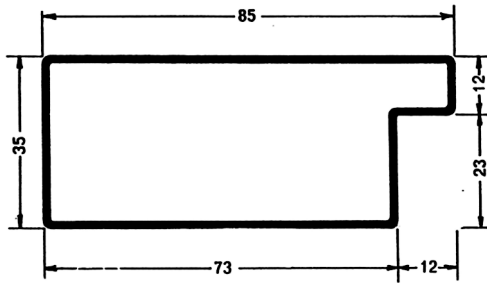
15 T - kg/m 2,45



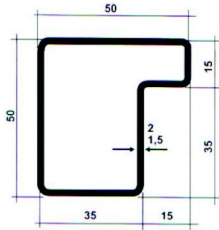
15Z - kg/m 2,45



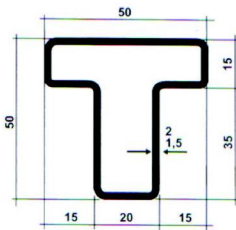
2D - Spessore 1,5  
Peso kg/m



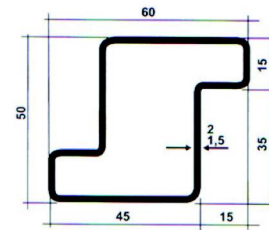
16 A - Sp. 1,5 = kg/m 2,33  
Sp. 2 = kg/m 3,08



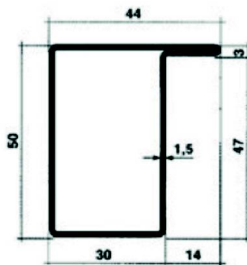
16 B - Sp. 1,5 = kg/m 2,33  
Sp. 2 = kg/m 3,08



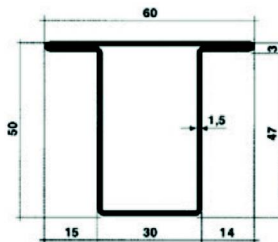
16 Z - Sp. 1,5 = kg/m 2,56  
Sp. 2 = kg/m 3,39



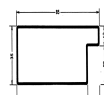
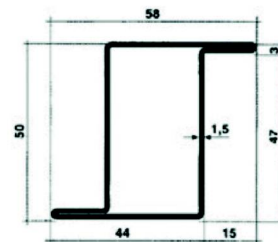
SF 1B - Spessore 1,5  
Peso kg/m 2,15



SF 2B - Spessore 1,5  
Peso kg/m 2,52



SF 3B - Spessore 1,5  
Peso kg/m 2,52





# PRODOTTI SIDERURGICI

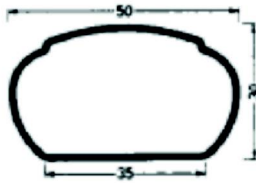
## Tubolari Mancorrenti

### TUBOLARI PER MANCORRENTI

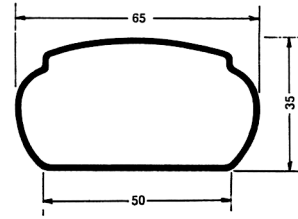
MT 1 - Spessore 15/10  
Peso Kg/m 1,72



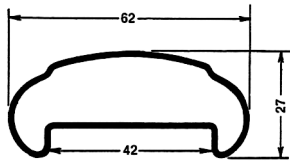
MT 5 - Spessore 15/10  
Peso kg/m 1,65



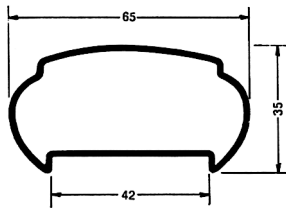
MT 6 - Spessore 15/10  
Peso kg/m 2,15




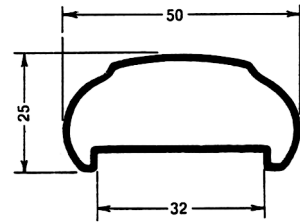
MT 8 - Spessore 15/10  
Peso kg/m 1,87



MT 7 - Spessore 15/10  
Peso kg/m 2,15



MT 9 - Spessore 15/10  
Peso kg/m 1,60



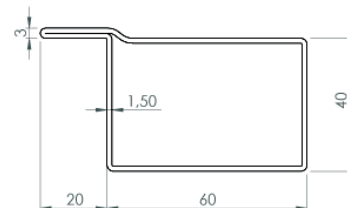


# PRODOTTI SIDERURGICI

## Profili per Persiane

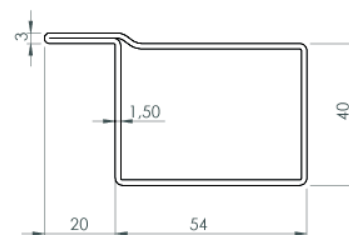
Profilo	Tipo	Spessore mm	Lunghezza mt	Qualità
<b>PA 60x40</b>	Asolato	1,50	1,65	Zincato/Decapato
<b>PA 60x40</b>	Asolato	1,50	2,50	Zincato/Decapato
<b>PA 60x40</b>	Asolato	1,50	3,00	Zincato/Decapato
<b>PA 60x40</b>	Asolato	1,50	6,00	Zincato/Decapato
<b>PA 60x40</b>	Non Asolato	1,50	5,00	Zincato/Decapato
<b>PA 60x40</b>	Non Asolato	1,50	6,00	Zincato/Decapato

### PROFILO PA60



Profilo	Tipo	Spessore mm	Lunghezza mt	Qualità
<b>PS 54x40</b>	Asolato	1,50	1,65	Zincato/Decapato
<b>PS 54x40</b>	Asolato	1,50	2,50	Zincato/Decapato
<b>PS 54x40</b>	Asolato	1,50	3,00	Zincato/Decapato
<b>PS 54x40</b>	Asolato	1,50	6,00	Zincato/Decapato
<b>PS 54x40</b>	Non Asolato	1,50	5,00	Zincato/Decapato
<b>PS 54x40</b>	Non Asolato	1,50	6,00	Zincato/Decapato

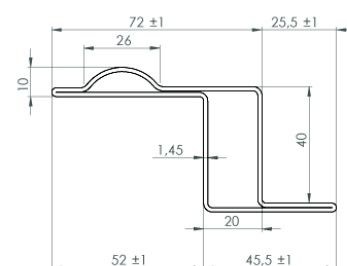
### PROFILO PS54



Profilo	Spessore mm	Lunghezza mt	Qualità
<b>PSB</b>	1,50	6,00	Zincato/Decapato
<b>PSB</b>	1,50	6,50	Zincato/Decapato

Camera: Stretta  
Bombatura: Larga

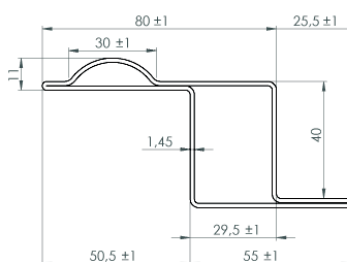
### TELAIO PSB



Profilo	Spessore mm	Lunghezza mt	Qualità
<b>PSG</b>	1,50	6,00	Zincato/Decapato
<b>PSG</b>	1,50	6,50	Zincato/Decapato

Camera: Stretta  
Bombatura: Larga

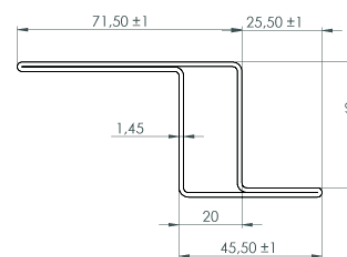
### TELAIO PSG



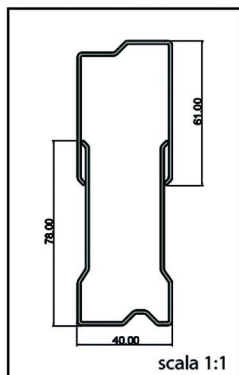
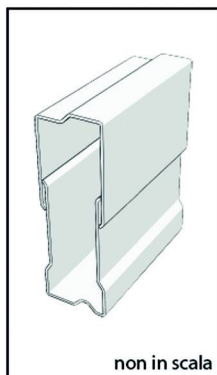
Profilo	Spessore mm	Lunghezza mt	Qualità
<b>PSL</b>	1,50	6,00	Zincato/Decapato

Camera: Stretta

### TELAIO PSL



## FASCIA ESPANSIVA



Fascia Espansiva Inferiore Serie 40 con gocciolatoio

Profilo	Spessore mm	Lunghezza mt	Qualità
<b>Serie 40</b>	1,50	3,00	Zincato/Decapato

## OVALE

Ovale 50x10



Profilo	Spessore mm	Lunghezza mt	Qualità
<b>Ovale 50x10</b>	1,20	6,00	Zincato/Decapato
<b>Ovale 50x10</b>	1,50	6,00	Zincato/Decapato